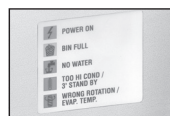


Modular Flake-Ice Machine up to 200 Kg

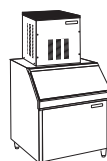


Stainless Steel

Electronic Controls



MF 36 + B193
(sold separately)



MF 36 + B393 + KBT103
(sold separately)



MF 36 + B393 + kbt103
(sold separately)



MF 36 + RB400
(sold separately)



Features

- Modular Flake-ice machine, production up to 200 kg in 24 hours.
- Stainless steel "scotch-brite" finish; rounded corners for enhanced aesthetics and ergonomics; top cover in ABS plastic.
- Removable side panels on all four sides to aid routine maintenance and servicing.
- Sturdy evaporator in stainless steel AISI304, auger in AISI430.
- State of the art ice Breaker in special alloy.
- Reduced-maintenance, self-lubricating gear-reducer.
- Oversized hermetic compressor.
- Choice of air or water-cooled condenser.
- Electronic control board with self diagnostic and malfunction alarms.
- Produces Flake Ice, extruded at a temperature just below 0°C, contains 25% residual water content, hence very rich in moisture.

MF 36 Technologies



	10°: 10°C		21°: 15°C	
	[kg] [lbs]	[kg] [lbs]		[WxDxH mm] 563x536x525
MF 36 AS		200 441	185 408	[WxDxH inches] 223/16" x 211/8" x 205/8"
MF 36 WS		200 441	190 418	
				[v/Hz/ph] 230/50/1
				R 404 a

This product qualifies for the following listings:



Humidity 25%

Ice in its most natural form, made at a temperature just below zero degrees Celsius, contains 25% residual water content, making it very moist. Its flake shape makes it extremely versatile and very simple to use effectively.

2 Years Warranty

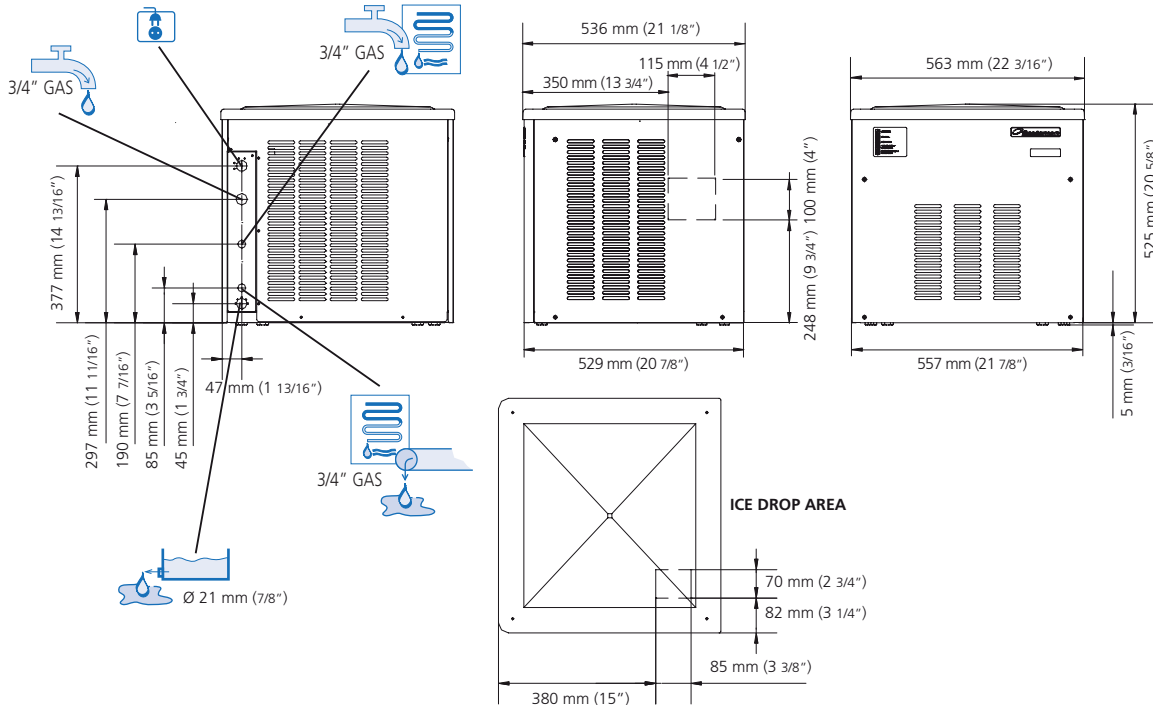
Subject to certain limitations and exclusions

Certified ISO 9001:2000

www.scotsman-ice.com
www.scotsman-ice.it

Models and specifications are subject to change without notice.

Modular Flake-Ice Machine up to 200 Kg



MF 36 AIR COOLED

°C \ °F	50° 10°	60° 15°	70° 21°	90° 32°	
10°	200	193	186	172	kg
50°	441	425,5	410	379	lbs
21°	192	185	178	164	kg
70°	423	408	392	362	lbs
32°	169	162	155	141	kg
90°	372,5	357	342	311	lbs
38°	153	146	139	125	kg
100	337	322	306	275,5	lbs

MF 36 WATER COOLED

°C \ °F	50° 10°	60° 15°	70° 21°	90° 32°	
10°	200	193	186	172	kg
50°	441	425,5	410	379	lbs
21°	197	190	183	169	kg
70°	434	419	403	372,5	lbs
32°	189	182	175	161	kg
90°	417	401	386	355	lbs
38°	183	176	169	155	kg
100	403	388	372,5	342	lbs

Minimum	Maximum
10°C (50°F)	40°C (104°F)
5°C (41°F)	35°C (95°F)
-10%	+10%
1 BAR 14 psi	5 BAR 70 psi

	Icon	[Btu/h] [W]	[Ømm²]	[W]	FUSE	[kWh] - 100 Kg	[l/h]	[gal/h]	[kg] [lbs]	[kg] [lbs]
MF 36 AS		6400 1875	3 x 1,5	760	10 A	11	6.5	1.7	49 108	56 123
MF 36 WS		6400 1875	3 x 1,5	760	10 A	9.7	102	27	49 108	56 123